

PN4250A
SILICON
PNP TRANSISTOR



TO-92 CASE



www.centrasemi.com

DESCRIPTION:

The CENTRAL SEMICONDUCTOR PN4250A is a silicon PNP transistor designed for low level, low noise amplifier applications.

MARKING: FULL PART NUMBER

MAXIMUM RATINGS: ($T_A=25^\circ\text{C}$)

Collector-Base Voltage
Collector-Emitter Voltage
Collector-Emitter Voltage
Emitter-Base Voltage
Continuous Collector Current
Power Dissipation
Operating and Storage Junction Temperature
Thermal Resistance
Thermal Resistance

SYMBOL		UNITS
V_{CBO}	60	V
V_{CES}	60	V
V_{CEO}	60	V
V_{EBO}	5.0	V
I_C	500	mA
P_D	625	mW
T_J, T_{stg}	-65 to +150	$^\circ\text{C}$
θ_{JC}	83.3	$^\circ\text{C/W}$
θ_{JA}	200	$^\circ\text{C/W}$

ELECTRICAL CHARACTERISTICS: ($T_A=25^\circ\text{C}$ unless otherwise noted)

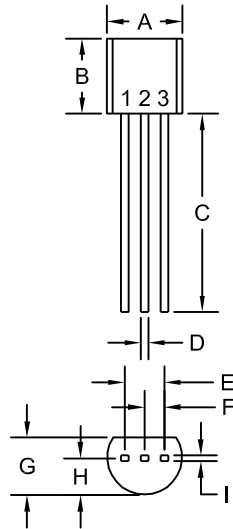
SYMBOL	TEST CONDITIONS	MIN	MAX	UNITS
I_{CBO}	$V_{CB}=50\text{V}$		10	nA
I_{EBO}	$V_{EB}=3.0\text{V}$		20	nA
BV_{CBO}	$I_C=10\mu\text{A}$	60		V
BV_{CES}	$I_C=10\mu\text{A}$	60		V
BV_{CEO}	$I_C=5.0\text{mA}$	60		V
BV_{EBO}	$I_E=10\mu\text{A}$	5.0		V
$V_{CE(SAT)}$	$I_C=10\text{mA}, I_B=0.5\text{mA}$		0.25	V
h_{FE}	$V_{CE}=5.0\text{V}, I_C=100\mu\text{A}$	250	700	
C_{ob}	$V_{CB}=5.0\text{V}, f=1.0\text{MHz}$		6.0	pF
h_{fe}	$V_{CE}=5.0\text{V}, I_C=1.0\text{mA}, f=1.0\text{kHz}$	250	800	
h_{ie}	$V_{CE}=5.0\text{V}, I_C=1.0\text{mA}, f=1.0\text{kHz}$	6.0	20	k Ω
h_{oe}	$V_{CE}=5.0\text{V}, I_C=1.0\text{mA}, f=1.0\text{kHz}$	5.0	50	μS
h_{re}	$V_{CE}=5.0\text{V}, I_C=1.0\text{mA}, f=1.0\text{kHz}$		10	$\times 10^{-4}$
NF	$V_{CE}=5.0\text{V}, I_C=250\mu\text{A}, R_S=1.0\text{k}\Omega$ $f=1.0\text{kHz}, BW=150\text{Hz}$		2.0	dB
NF	$V_{CE}=5.0\text{V}, I_C=20\mu\text{A}, R_S=10\text{k}\Omega$ $f=1.0\text{kHz}, BW=150\text{Hz}$		2.0	dB

R0 (26-July 2013)

PN4250A
 SILICON
 PNP TRANSISTOR



TO-92 CASE - MECHANICAL OUTLINE



R1

SYMBOL	INCHES		MILLIMETERS	
	MIN	MAX	MIN	MAX
A (DIA)	0.175	0.205	4.45	5.21
B	0.170	0.210	4.32	5.33
C	0.500	-	12.70	-
D	0.016	0.022	0.41	0.56
E	0.100		2.54	
F	0.050		1.27	
G	0.125	0.165	3.18	4.19
H	0.080	0.105	2.03	2.67
I	0.015		0.38	

TO-92 (REV: R1)

LEAD CODE:

- 1) Emitter
- 2) Base
- 3) Collector

MARKING:

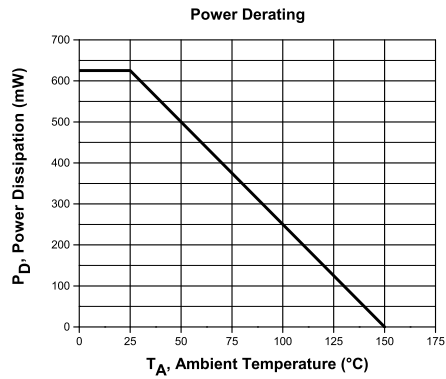
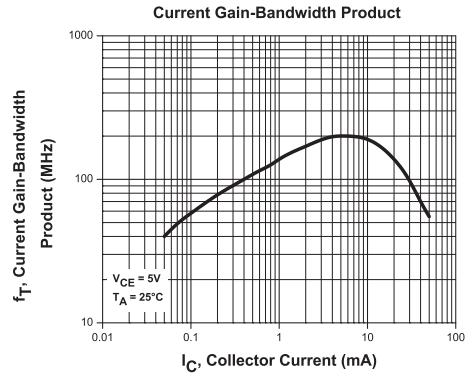
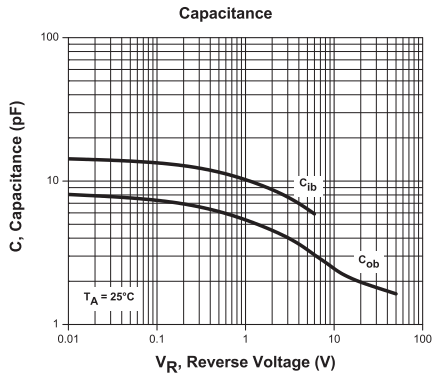
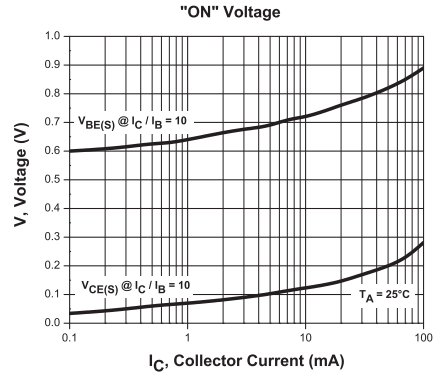
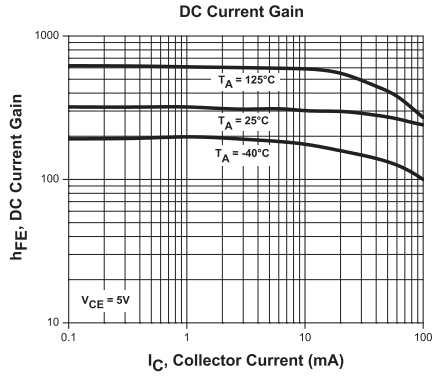
FULL PART NUMBER

R0 (26-July 2013)

PN4250A
SILICON
PNP TRANSISTOR



TYPICAL ELECTRICAL CHARACTERISTICS



R0 (26-July 2013)

OUTSTANDING SUPPORT AND SUPERIOR SERVICES



PRODUCT SUPPORT

Central's operations team provides the highest level of support to insure product is delivered on-time.

- Supply management (Customer portals)
- Inventory bonding
- Consolidated shipping options
- Custom bar coding for shipments
- Custom product packing

DESIGNER SUPPORT/SERVICES

Central's applications engineering team is ready to discuss your design challenges. Just ask.

- Free quick ship samples (2nd day air)
- Online technical data and parametric search
- SPICE models
- Custom electrical curves
- Environmental regulation compliance
- Customer specific screening
- Up-screening capabilities
- Special wafer diffusions
- PbSn plating options
- Package details
- Application notes
- Application and design sample kits
- Custom product and package development

CONTACT US

Corporate Headquarters & Customer Support Team

Central Semiconductor Corp.
145 Adams Avenue
Hauppauge, NY 11788 USA
Main Tel: (631) 435-1110
Main Fax: (631) 435-1824
Support Team Fax: (631) 435-3388
www.centalsemi.com

Worldwide Field Representatives:
www.centalsemi.com/wwreps

Worldwide Distributors:
www.centalsemi.com/wwdistributors

For the latest version of Central Semiconductor's **LIMITATIONS AND DAMAGES DISCLAIMER**, which is part of Central's Standard Terms and Conditions of sale, visit: www.centalsemi.com/terms