



TE Connectivity

## CUSTOMER DATA

PART NO.

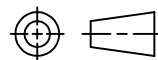
1432867-1

SHT. 1  
OF 2

DRAWN E.SIMPSON	APPROVAL B. TOEPFER	DATE FIRST_DRAWN 06-17-06	SCALE 1:1
--------------------	------------------------	------------------------------	--------------

CUSTOMER  
TYCO\_ELECTRONICS\_STANDARD

TOLERANCE 0.X = +/-  
 UNLESS 0.XX = +/-  
 SPECIFIED 0.XXX = +/-  
 OTHERWISE ANGLES = +/-



DO NOT SCALE THIS DRAWING

## CHANGES

REV.	DATE	CO	APP.
	27APR2010	ECR-10-008018	B.T.
	04OCT2016	ECR-16-014229	B.T.

NOT TO BE USED IN AUTOMOTIVE APPLICATIONS OR APPLICATIONS REQUIRING PPAP AND/OR IMDS DOCUMENTATION

ELECTRICAL CHARACTERISTICS: (ALL DATA APPLIES @ 23°C UNLESS OTHERWISE SPECIFIED)COIL DATA:

NOMINAL VOLTAGE: 12 VDC  
 OPERATE VOLTAGE: 7.8 VDC MAXIMUM  
 RELEASE VOLTAGE: 1.2 VDC MINIMUM  
 COIL RESISTANCE: 90 OHMS +/- 10%  
 OPERATE TIME: 8 mSEC. MAXIMUM EXCLUDING BOUNCE  
 RELEASE TIME: 5 mSEC. MAXIMUM EXCLUDING BOUNCE  
 TEMPERATURE RANGE: OPERATING -40°C TO +85°C

CONTACT DATA:

CONTACT ARRANGEMENT: 1 FORM A (SPST)  
 CONTACT MATERIAL: AgSnO (SILVER TIN-OXIDE)  
 CONTACT MILLIVOLT DROP: 200mv @ 35A (AFTER SWITCHING)  
 MAXIMUM MAKE CURRENT: 90A (LAMP) @ 16 VDC  
 MAXIMUM BREAK CURRENT: 40A @ 16 VDC RESISTIVE  
 MAXIMUM CONTINUOUS CURRENT: 40A @ 23°C , 35A @ 85°C  
 INITIAL BREAKDOWN CURRENT 500V RMS CONTACTS TO COIL

EXPECTED LIFE: 100,000 OPERATIONS, 40 A, 14 VDC RESISTIVE

MECHANICAL CHARACTERISTICS:

EXPECTED LIFE: 10 MILLION OPERATIONS, NO CONTACT LOAD



TERMINALS

PLATED BRASS

ENCLOSURE:

EPOXY SEALED



TE Connectivity

# CUSTOMER DATA

PART NO.

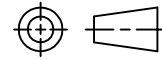
1432867-1

SHT. 2  
OF 2

DRAWN E.SIMPSON	APPROVAL B. TOEPFER	DATE FIRST_DRAWN 06-17-06	SCALE 1:1
--------------------	------------------------	------------------------------	--------------

CUSTOMER  
TYCO\_ELECTRONICS\_STANDARD

TOLERANCE 0.X = +/-  
 UNLESS 0.XX = +/-  
 SPECIFIED 0.XXX = +/-  
 OTHERWISE ANGLES = +/-



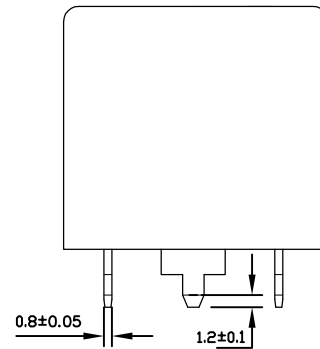
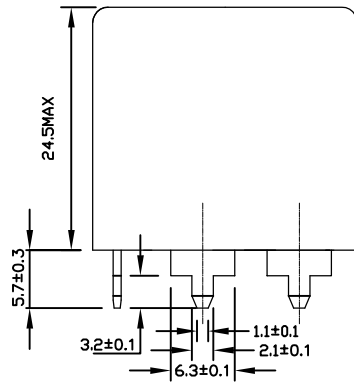
REV D

DO NOT SCALE THIS DRAWING

MILLIMETERS

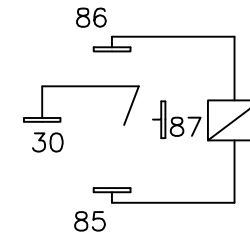
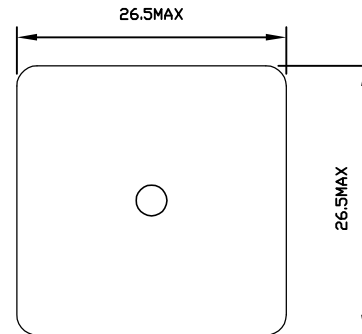
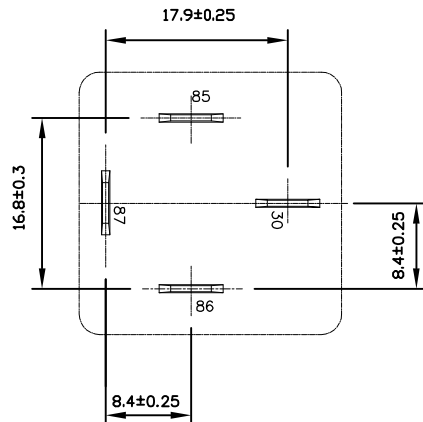
### MARKING TO INCLUDE:

TYCO ELECTRONICS NAME, TYCO ELECTRONICS PART NUMBER, SCHEMATIC,  
COIL VOLTAGE, COUNTRY OF ORIGIN, AND DATE CODE



\* TERMINAL LOCATIONS  
APPLY AT THE BASE  
OF THE TERMINALS

↑K  
K Aspect



Schematic Drawing  
(Bottom views)

NOT TO BE USED IN AUTOMOTIVE APPLICATIONS OR APPLICATIONS  
REQUIRING PPAP AND/OR IMDS DOCUMENTATION