


SERIES 4222R
4222



Surface Mount Common Mode Bead



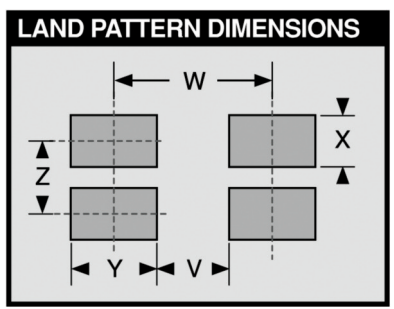
Actual Size

Mechanical Configuration Ferrite bead with plated copper wire. Provides a common path for the magnetic flux generated by the current to and from the load. The resulting effect is zero magnetic flux in the core.

Physical Parameters

	Inches	Millimeters
A	0.335 ± 0.031	8.51 ± 0.79
B	0.220 ± 0.010	5.6 ± 0.25
C	0.112 ± 0.010	2.85 ± 0.25
D	0.050 ± 0.010	1.27 ± 0.25
E	0.045 ± 0.005	1.10 ± 0.122
F (Ref.)	0.10	2.54
V (Ref.)	0.177	4.5
W (Ref.)	0.295	7.5
X (Ref.)	0.071	1.8
Y (Ref.)	0.118	3.0
Z (Ref.)	0.100	2.54

Packaging Bulk only



Performance Withstands a breakdown voltage of 500 VDC

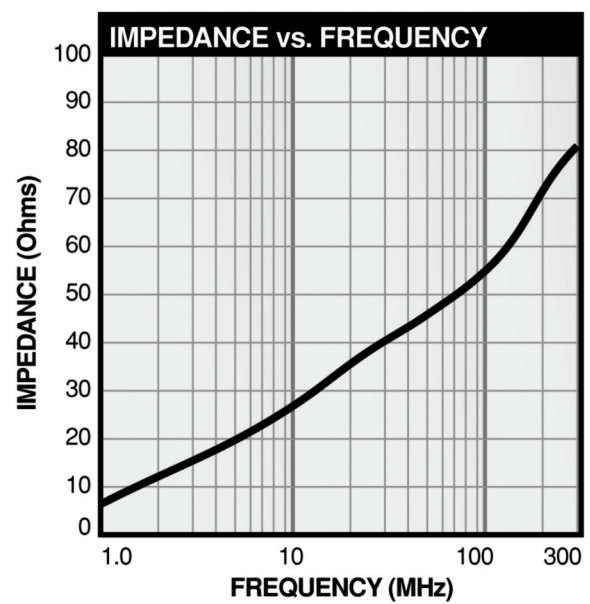
DCR 0.010 Ohms Max.

Current Rating at 90°C Ambient
35°C Rise, 5 Amps max.

Impedances are measured on the HP4191A Impedance Analyzer

Impedance vs. Frequency (Typical)

@ MHz	Ohms
1	6.0
10	26.
25	38.
50	45.
100	54.
300	80.



For more detailed graphs, contact factory