

# FG11X7R1H105KNT06

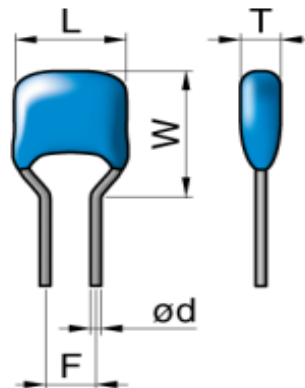


## Application

Commercial Grade

## Series

FG11



## Dimensions

- L 5.5mm Max.
- W 7mm Max.
- T 4mm Max.
- F 2.5mm +0.5,-0.2mm
- d 0.5mm +0.1,-0.03mm

## Temperature Characteristic

-55 to 125°C +/-15%

## Rated Voltage

50Vdc

## Capacitance

1uF

## Capacitance Tolerance

+/-10%

## Dissipation Factor

3% Max.

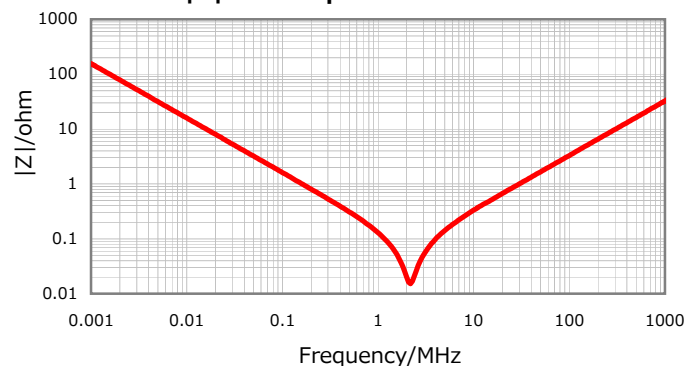
## Insulation Resistance

500Mohm Min.

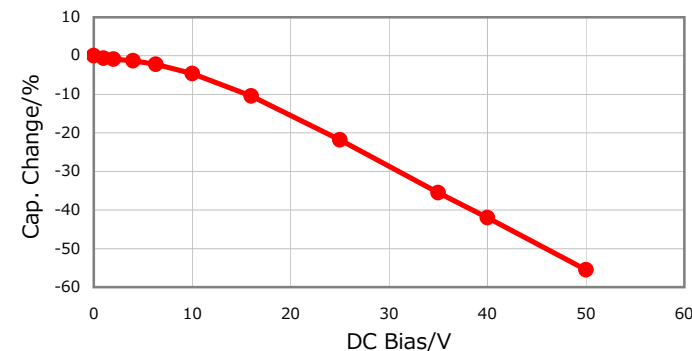
## AEC-Q200

No

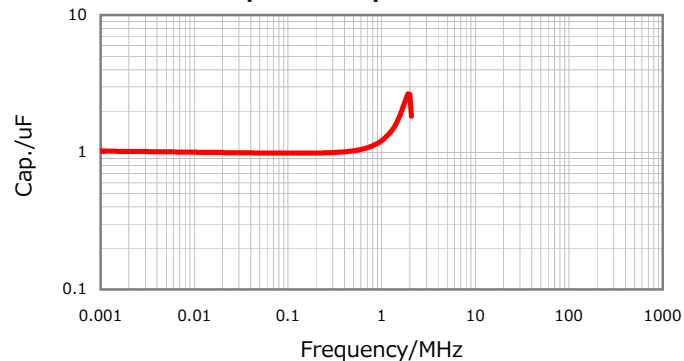
**|Z| vs. Freq. Characteristic**



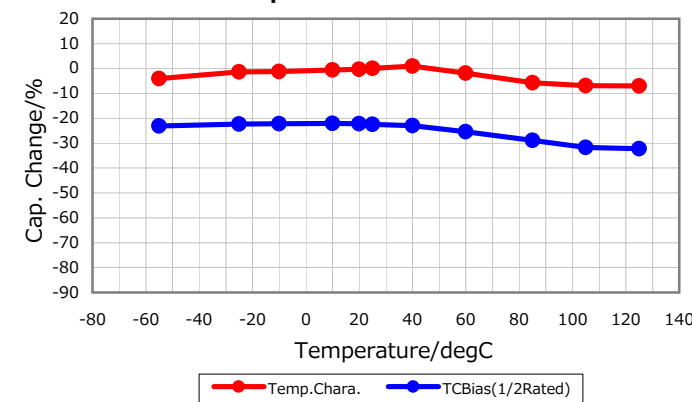
**DC Bias Characteristic**



**Cap. vs. Freq. Characteristic**



**Temperature Characteristics**



Characterization Sheet (MLCC with Dipped Radial Lead)



All specifications are subject to change without notice.

December 28, 2015